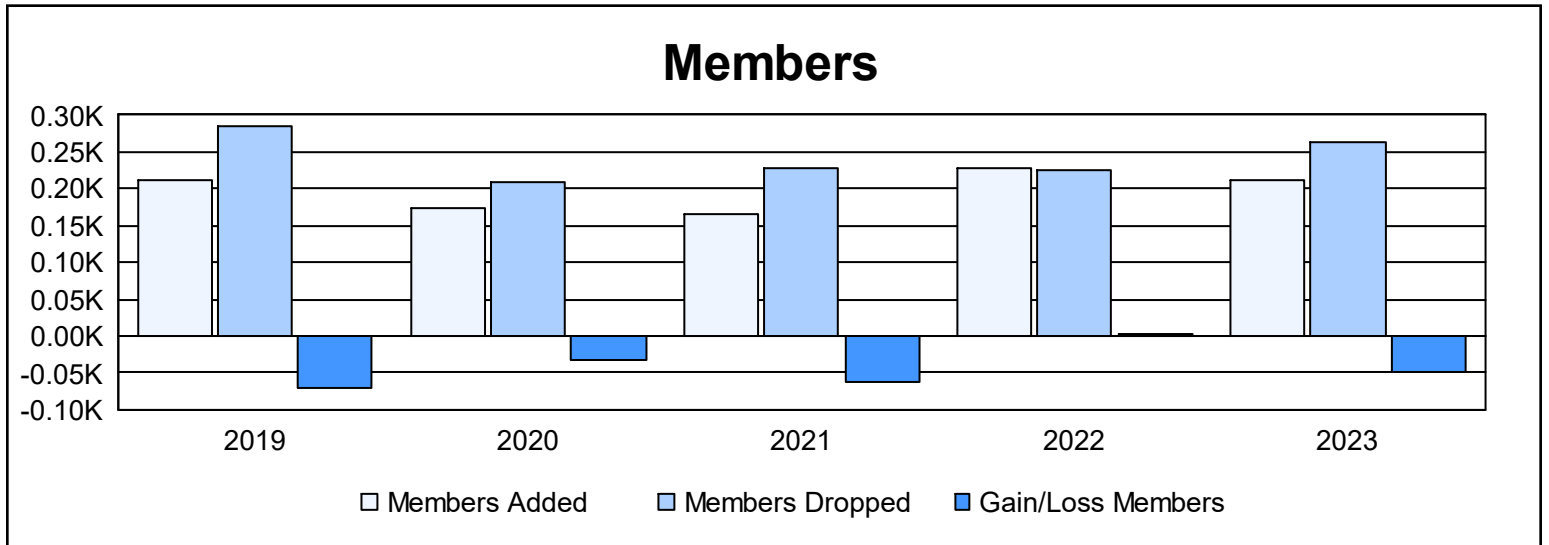
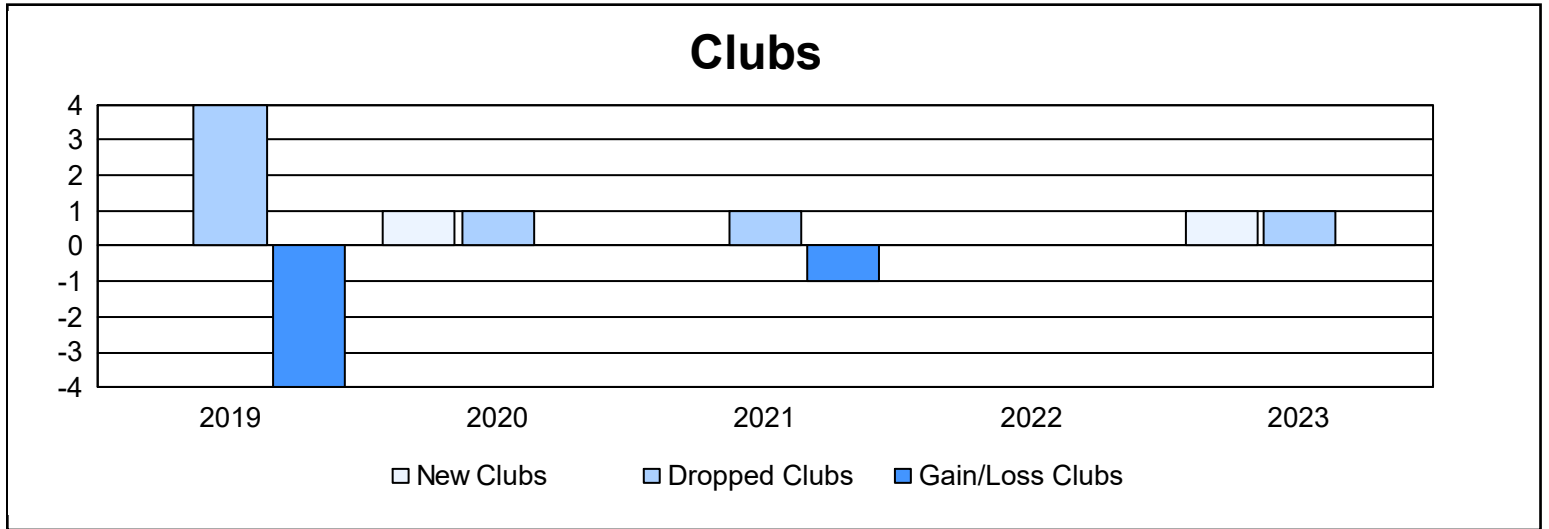
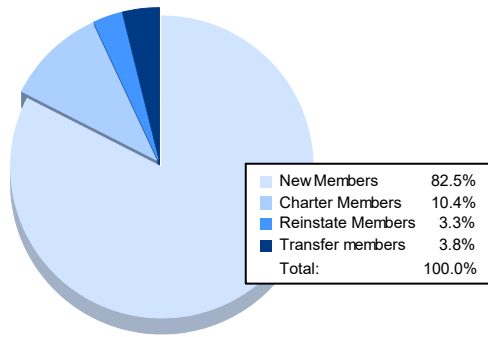


| Year           | New Clubs | Dropped Clubs | Gain/ Loss Clubs | New Members | Charter Members | Reinstate Members | Transfer Members | Total Member Added | Total Members Dropped | Gain/ Loss Members |
|----------------|-----------|---------------|------------------|-------------|-----------------|-------------------|------------------|--------------------|-----------------------|--------------------|
| 2018-2019      | 0         | 4             | -4               | 188         | 0               | 9                 | 16               | 213                | 284                   | -71                |
| 2019-2020      | 1         | 1             | 0                | 140         | 20              | 5                 | 10               | 175                | 208                   | -33                |
| 2020-2021      | 0         | 1             | -1               | 156         | 2               | 4                 | 3                | 165                | 228                   | -63                |
| 2021-2022      | 0         | 0             | 0                | 195         | 8               | 18                | 7                | 228                | 225                   | 3                  |
| 2022-2023      | 1         | 1             | 0                | 175         | 22              | 7                 | 8                | 212                | 262                   | -50                |
| <b>Average</b> | <b>0</b>  | <b>1</b>      | <b>-1</b>        | <b>171</b>  | <b>10</b>       | <b>9</b>          | <b>9</b>         | <b>199</b>         | <b>241</b>            | <b>-43</b>         |



### Membership Composition June 2023 Cumulative



### Gender Composition June 2023 Cumulative

